




European Specifications



Specifications

Style	Door:	Available in 100 different colors 3/4" Thick Slab Thermofoil Wrapped Front and All Edges Back of Slab is Matte White, Finished to Match Cabinet Interior
	Drawer Fronts:	3/4" Thick Slab Thermofoil Wrapped Front and All Edges Back of Slab is Matte White, Finished to Match Cabinet Interior
	Panels:	Wrapped Front and All Edges Back of Slab is Matte White
Finishes	Box Interior:	Thermally Fused Melamine White Matte Finished
	Box Exterior:	Thermally Fused Melamine White Matte Finished Matching End Panels Required
Construction	Box:	3/4" Cabinet Grade Plywood Silver Edge Band Front
	Shelves:	3/4" Cabinet Grade Plywood Thermally Fused Melamine White Matte Finish
Hardware	Doors:	European Self Closing Hinges
	Drawers:	Concealed, European Under Mount, Full Extension, Self Closing Drawer Guides
	Roll Out Trays:	Metal Box Construction 5/8" Plywood Bottom Panels and Back
Dimensions	Wall Cabinets:	Box Depth: 11 5/8" Total Depth: 12 3/8"
	Base Cabinets:	Box Depth: 23 3/8" Total Depth: 24 1/8"
	Vanity Cabinets:	Box Depth: 21" Total Depth: 21 3/4"
Warranty	Limited Lifetime	






1. Glossy White



2. Frosted White




3. Glossy Cream



4. Light Champagne*



5. Light Gray




6. Manhattan Gray



7. Dark Gray



8. Glossy Bronze*



9. Onyx Black



10. Apple Green



11. Laguna Blue




12. Glossy Eggplant




13. Sweet Pumpkin



14. Citrus Orange



15. Ruby Red



16. Matte White



17. Matte Ivory*




18. Matte Cream*



19. Matte Taupe*



20. Matte Gray*



21. Phantom Black




22. Fuchsia



23. Whisper Gray*




24. Ash Gray




25. Stone Gray



26. Satin Pewter



27. Slate Gray



28. Autumn Blush



29. Satin Bronze



30. Dark Carmel



31. Satin Copper



32. Satin Olive*



33. Satin Taupe




34. Sea Glass




35. Satin Blue



36. Woven Aluminum*



37. Brushed Bronze*



38. Brushed Platinum*



39. Brushed Silver*




40. Brushed Steel*



41. Brushed Aluminum*




42. Hammered Aluminum*




43. Textured Platinum*



44. Aluminum Screen*



45. Copper Screen*



46. Metal Ridge*



47. Graphite*



51. Textured White



52. White Linen



53. White Leather*



54. Ivory Leather*




55. Ivory Nirvana*



56. Ivory Ridge



57. Pearl Ridge



58. Ivory Stream*



59. White Screen



60. White Stream*




61. White Wicker*



62. White Waves*



63. White Pebble*



64. White Matrix*



65. Crackled White



66. Crackled Silk




67. Crackled Bronze




68. Gray Alligator*



69. Gray Canvas*



70. Pearl Halo*




71. Deep Galaxy*




72. Glossy Wood*



73. Soho



74. Zebrano



75. Cognac



76. Laminated Bamboo



77. Medium Oak



78. Medium Walnut



79. Natural Pine



80. White Grains



81. Bleached Wood*



82. White Tree



83. Boardwalk



84. Aspen*



85. White Strokes



86. Whitewash



87. Creamy Latte



88. Driftwood



89. Gray Oak*



90. Purple Haze




91. Textured Hazelnut



92. Safari*




93. Savannah*



94. Textured Teak*



95. Smokey Gray



96. Espresso Grains




97. Dock Wood*



98. White Trunk



99. Whitewood*



100. Blackwood

Cabinet Interior

Fully laminated 3/4" plywood , full box and shelving construction creates very strong . Straight , high quality cabinets that are easy to clean and meant to last a lifetime



Pantry 18" Tandem Basket

functionality and style with a chrome tandem basket pantry. Offering easy access using heavy-duty chrome wire-frame basket mounted in both the cabinet interior and along the inside of the door. Each basket is fully adjustable to accommodate your needs.



Lift Up Hinge

Providing full access to hard to reach spaces in upper cabinets, the lift-up hinge offers smooth action and an out-of-the-way profile in spaces that are high enough to allow for this convenient door hinge.



Swing Up Hinge

Providing full access to hard to reach spaces in upper cabinets, the swing-up hinge offers smooth action in kitchens where the ceiling may be close to the top of the upper cabinets allowing for convenient access.



Tilt Up Hinge

Providing full access to hard to reach spaces in upper cabinets, the tilt-up- hinge offers smooth action in kitchens where the ceiling may be too close to the top of the upper cabinets allowing for convenient access



2 Drawer Base Unit

Deep storage two-drawer base cabinets offer a great storage solution for large pots and pans ,bowls and storage containers . This cabinet is a luxurious storage solution for any kitchen.



Plate Organizer -ROT

The plate organizer , pull-out is an terrific way to store your dishes and pans below the counter. Allowing an efficient use of your larger storage spaces. This accessory will free up space on your upper cabinet shelves.



Plate Organizer - Drawer

The plate organizer , drawer base is a terrific way to store your dishes and paid below the counter. Allowing an efficient use of your larger storage spaces. This cabinet will free up spaces on your upper cabinets shelves.



Lazy Susan

Lazy Susan corner cabinets are a revolutionary solution for making the most of hard-to-reach corner spaces. With easy-spinning, wire-frame, chrome basket trays, it's easy to store and access anything from pots and pans to pantry items.



Magic Open

The blind base "magic open" accessory offers unique, easy access to hard-to-reach blind corner spaces. The mechanism allows for the chrome, wire-frame baskets to easily glide within reach just by opening the door.



Spice Rack 6"

Bring functionality and style to your kitchen with a chrome pullout spice rack. Offering easy access and smooth pullout using heavy-duty hardware, soft close mechanism and chromed drawer.



Spice Rack 9"

Bring functionality and style to your kitchen with a chrome pullout spice rack. Offering easy access and smooth pullout using heavy-duty hardware, soft close mechanism and chromed drawer.



Trash Rack

If space allows, it's very nice to have pullout trash base cabinet using heavy-duty hardware and two bins to accommodate recycling.



ROT With 170 Hinges

170 Degree hinges open just short of hitting the adjacent cabinets and give amazing access to large base cabinets. The hinges are especially useful when adding roll-out drawer trays.




Pantry 18" Pullout

Bring functionality and style to your kitchen with a chrome pullout pantry. Offering easy access and smooth pullout action using heavy duty hardware ,soft close mechanism and chromed , wire-frame drawer trays.



Pantry 12" Pullout

Bring functionality and style to your kitchen with a chrome pullout pantry. Offering easy access and smooth pullout action using heavy duty hardware ,soft close mechanism and chromed , wire-frame drawer trays.



Deep ROT

Deep roll out trays offer a very convenient ease of use. Apart from basic storage they remove the need to crouch down on your knees , allowing you to access everything you need.



Cabinet Interior

Fully laminated 3/4" plywood , full box and shelving construction creates very strong . Straight , high quality cabinets that are easy to clean and meant to last a lifetime




Glass Door Aluminum With Handles

Aluminum framed frosted glass doors with an integrated finger-pull handles are a great accent to lighten and add depth to your kitchen . They can be installed vertically or horizontally and used as an accent or as full set of upper cabinets creating as bold statement.



Glass Door -Wood

Wood framed glass doors add light and depth to any kitchen along with being an added design element that creates visual interest while maintaining integration with the overall finish.



Handels

Brushed aluminum low-profile drawer pulls add easy function with simplicity of design to match the clean and contemporary of a modern kitchen.

